


YOUR MUNICIPAL TAX DOLLARS AT WORK in Plymouth!

Where the money comes from:

Property Taxes:	\$215,853,503	77%
State Aid:	\$ 37,089,212	13%
Local Receipts:	\$ 20,090,634	7%
Other & Indirects:	\$ 6,724,499	3%
Total Revenue:	\$279,757,848	

How the funds are used:



- Admin, IT & Finance**
- Town Manager
 - Town Clerk
 - Elections & Town Mtg
 - Human Resources
 - Information Technology
 - Finance
 - Procurement
 - Treasurer/Collector
 - Assessing
 - State Charges
 - 1749 Court House

- Energy & Environmt, Planning & Insp Svcs**
- Energy & Environment
 - Planning & Developmnt
 - Redevelopment
 - Inspectional Services (Building & Zoning)

- Health & Human Svcs**
- Public Health
 - Veterans Services
 - Center for Active Living
 - Library
 - Recreation
 - Animal Control
 - Disabilities Commission

- Public Works**
- Engineering
 - Highway
 - DPW Administration
 - Building Maintenance
 - Fleet Maintenance
 - Solid Waste (GenFund)
 - Crematory
 - Cemetery
 - Parks & Forestry

- Debt Service** ♦
- Long Term Debt
 - Long Term Interest
 - Short Term Debt
 - Short Term Interest
 - Miscellaneous Interest
 - Bond Issuance

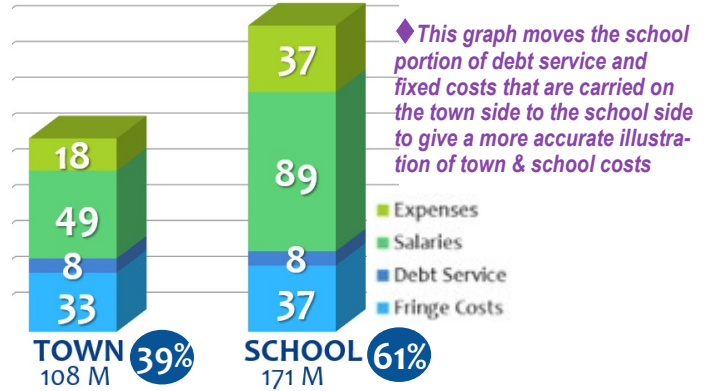
- Fixed Costs**
- A&F Reserve Fund
 - Tax Title Foreclosure
 - Member Benefits ♦
 - Pension Contributions ♦
 - Unemployment Comp ♦
 - Member Insurance ♦
 - OPEB Trust Funding ♦
 - Compensated Abs
 - All Town Insurance ♦
 - Out of District Transp ♦
 - Medicaid Reimburs ♦

- Public Safety**
- Police
 - Harbor Master
 - Fire
 - Emergency Managemnt

- School & Education**
- Plymouth Public Schools
 - Charter Sch & Sch Choice

Tax Dollars are not used to fund:

- Sewer Department
 - Water Department
 - Solid Waste (Enterprise Fund)
 - Airport
 - Cable
- unless a general fund subsidy is voted by Town Meeting*



AVERAGE PLYMOUTH HOME 2024 Property Tax Bill

Average house valued at \$548,474

Town's Tax Rate: \$12.87 per \$1,000 of value
(\$548,474 / \$1,000) X \$12.87 =

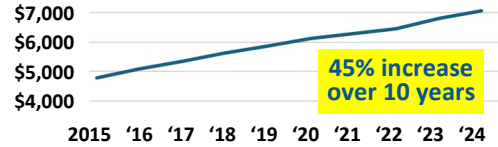


Taxes \$7,058.86
\$588.24 per month

What you get for \$588.24 per month:

This is sample of annual town statistics, many services are supplemented by other revenue sources

PLYMOUTH'S AVERAGE TAX BILL



Administration, IT & Finance

Admin: 2,884 public records requests, 904 SeeClickFix reports received
Human Resources: 538 active town employees, 142 seasonal/temporary employees, 41 new hires, 68 separations, 32 promotions
Town Clerk: 49,000+ registered voters, 1,300 birth certificates, 400 marriage intentions, 1,000 death certificates, 7,600 dog licenses, 350 business certificates, 400 shellfish licenses
IT: Maintain fiber network of 40+ miles connecting 42 municipal locations
Finance: Procure 40 capital projects, 70 non-bid contracts, 3,200 purchase orders, maintain general ledger of over 400 funds, payroll processing of 2,400+ employees, AP processing of 39,000 invoices, inspection & values of 31,000+ parcels, collection of 31,000 tax bills, 70,000 MV excise bills, 15,000 quarterly utility bills, 8,400+ beach stickers, 3,200 transfer station registrations, 100+ tax liens

\$23.53 /mo

Public Safety

Fire & Em Mgt: 7 fire stations, 10 pumper engines, 3 aerial ladders, 1 rescue truck, 9 brush breakers, 3 tankers, 1 military high water vehicle, 7 boats, 12,371 incident responses (31% fire related, 69% rescue or EMS) including 13,624 fire apparatus responses involving 46,320 personnel, 21 mutual aid responses in other towns, 4,942 permits & inspections
Police: 1,297 firearms license applications, 359 individuals assisted with co-response program, 110 medical overdose incidents, over 40,000 calls for service, 4,018 reportable NIBRS offenses including 969 felonies, 659 arrests, 1,452 MC accidents, 4,152 citations for 4,684 offenses
Harbor Master: 5,000+ calls for service

\$70.59 /mo

Fixed Costs

519 town & 1,136 school employees w/benefits, 3,300 health and dental subscribers for actives & retirees, Plymouth Retirement System - 901 active members & 817 retirees, average pension benefit \$27,500, system 58.4% funded as of 1/1/2022, unfunded actuarial liability to be paid off in **FY2035**

\$152.94/mo

Debt Service

This is your contribution to the capital expansion, to infrastructure improvements and to the future of our town. It includes interest and principal repayment on our capital debt. In essence, it is the town's monthly mortgage payment. **AA+** bond rating by S&P. Principal outstanding 6/30/23: \$144,102,753 (Town 47%, School 53%)

\$35.29 /mo

Health & Human Services

Health: 2,800+ permits & licenses, 4,165 pumping records, 837 burial permits, 659 food inspections/investigations, 386 septic system final inspections & perc tests, 63 pool/camp/tattoo inspections, 137 complaints
Animal Control: 3,600 calls, 62 dogs & 33 cats taken in
Center for Active Living: 35,962 Meals on Wheels delivered, 10,208 personal birthday calls, 6,000+ programs, 2,000+ CAL Express riders, 2,899 social outreach assistance provided, 40,000+ visitors to CAL, 99,187 served, 1 CAL Café
Library: 182,205 library visits, 28,332 questions answered, 19,891 library card holders, 238,761 website visits, 318,497 physical items & 130,223 ematerials borrowed, 341 adult events with 3,541 attendees, 365 kids events with 9,412 attendees, 179 events for all ages with 6,988 attendees
Veterans: Assist Veterans in filing for VA health care, compensation & pension claims, outreach to 65+ low-income Veterans
Recreation: Training & supervising 130 seasonal staff, scheduling 28 recreational fields with leagues & schools, 1,800+ daily beach parking passes

\$11.77 /mo

Public Works

Repair & maintain 400+ miles of roads, 105 culvers, 5,200+ catch basins, 143 DPW vehicles, 57 police vehicles, 32 municipal buildings & grounds, 28 sports fields, 25 tennis, basketball & pickleball courts, 32 parks, 20 memorial benches, 22 cemeteries, 5 public beaches, 1 splash pad, traffic lights, streetlamps, signs, 240 square miles of street sweeping, town tree removal or care, roadside mowing, leaves and other debris cleanup, recycling pick up at schools, solid waste collection at town buildings and grounds, beaches, parks and downtown, snow removal, pothole repair, 130+ burials and 800+ cremations

\$29.41 /mo

Energy & Environment, Planning & Inspectional Svs

Energy & Environment: Maintain 5,600 acres (8.7 square miles) of preserves & conservation areas and 30+ miles of walking trails
Planning: 2 new subdivisions created with 90 residential units, 1 transfer of development rights created and 16 TDR certificates granted, 23 Form A lots reviewed creating 47 new lots
Inspectional Services: 10,000+ annual building permits and 16,000+ inspections

\$5.88 /mo

What is the state's average property tax bill?:

Massachusetts FY2024 Average Single-Family Tax Bill



State Average Single-Family Tax Bill	State Average Single-Family Value	State Number of Single-Family Parcels	Number of Cities & Towns Included
\$7,403	\$665,864	1,435,466	347

School & Education

School Dept will present their information

\$258.83/mo

